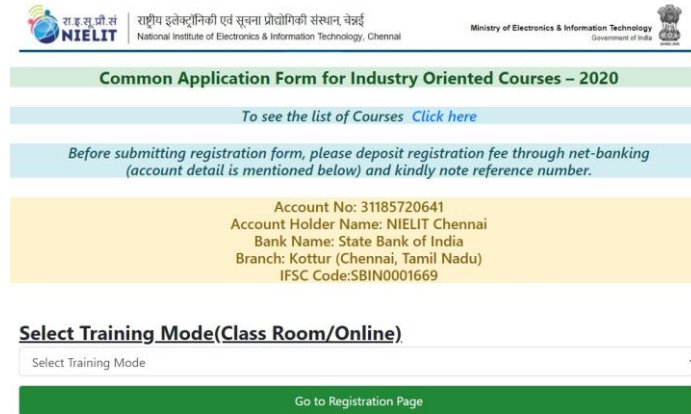


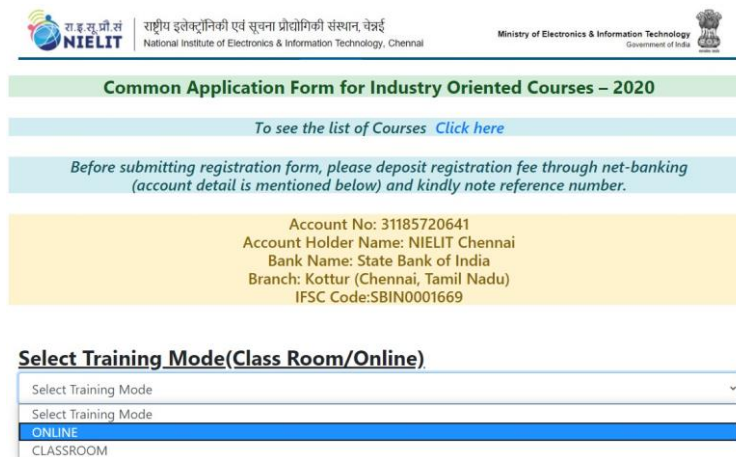
Registration for Online Training Programs at NIELIT Chennai

Students need to apply online by filling up the online application form. Stepwise process of registering online is listed below:

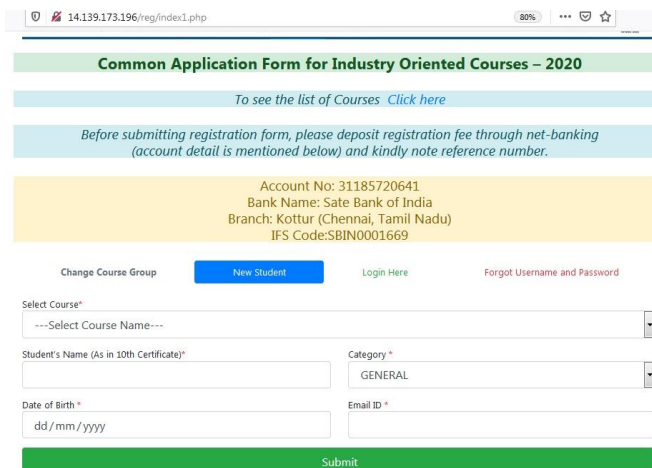
Step1: Reach at Apply online page by [Clicking this link](#).



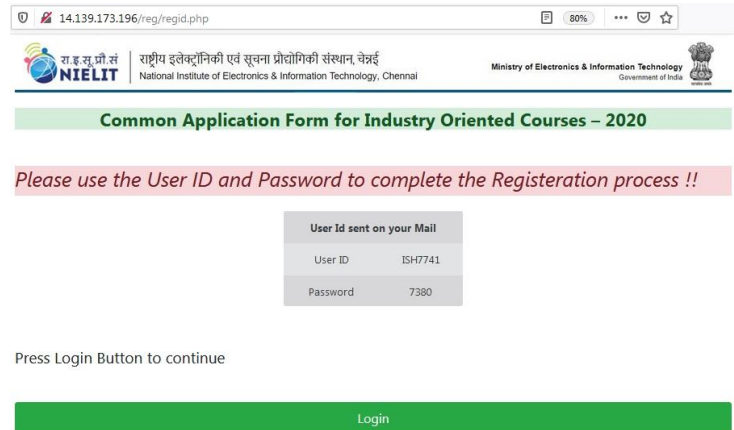
Step2: Select Mode of Training: [Online](#)



Step 3: [New Student](#): Fill the details in the page below if you are registering first time:



Step 4: Login Credentials: Once registered in step 3, User ID and Password corresponding to your credentials will be created and same is also emailed.

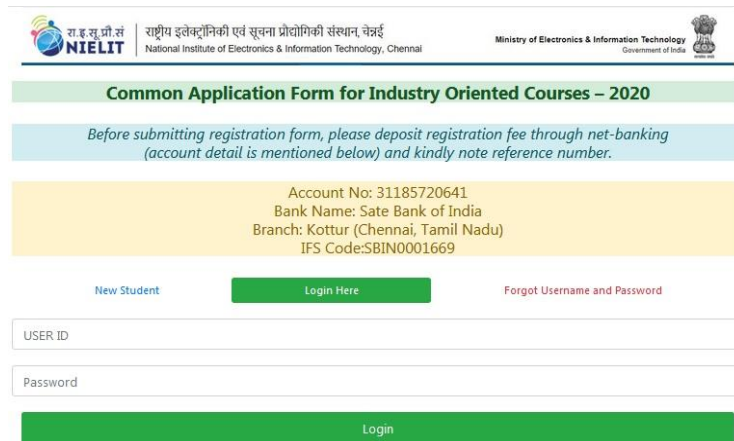


The screenshot shows a web browser window with the URL 14.139.173.196/reg/regist.php. The page header includes the NIELIT logo and the text 'राष्ट्रीय इलेक्ट्रॉनिकी एवं सूचना प्रौद्योगिकी संस्थान, चेन्नई' and 'National Institute of Electronics & Information Technology, Chennai'. The Ministry of Electronics & Information Technology, Government of India logo is also present. The main heading is 'Common Application Form for Industry Oriented Courses – 2020'. A pink banner reads 'Please use the User ID and Password to complete the Registration process !!'. Below this is a table with the following data:

User Id sent on your Mail	
User ID	ISH7741
Password	7380

Below the table, it says 'Press Login Button to continue' and there is a green 'Login' button.

Step 5: Already Registered User: Login using the User ID, Password credentials

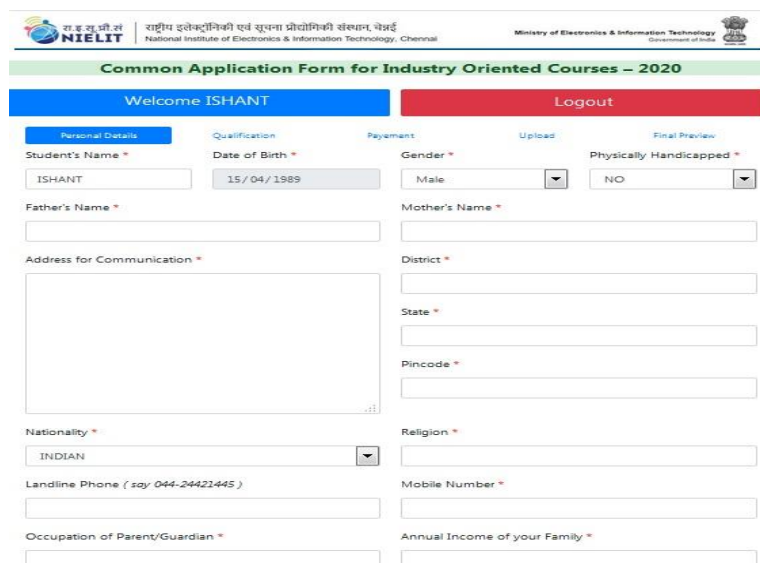


The screenshot shows the NIELIT login page. The header is the same as in Step 4. The main heading is 'Common Application Form for Industry Oriented Courses – 2020'. A blue banner reads 'Before submitting registration form, please deposit registration fee through net-banking (account detail is mentioned below) and kindly note reference number.' Below this is a yellow box with the following account details:

Account No: 31185720641
Bank Name: Sate Bank of India
Branch: Kottur (Chennai, Tamil Nadu)
IFS Code:SBIN0001669

Below the account details are three links: 'New Student', 'Login Here' (with a green button), and 'Forgot Username and Password'. There are two input fields: 'USER ID' and 'Password'. Below these is a green 'Login' button.

Step 6: After login, fill the personal information section



The screenshot shows the 'Personal Details' section of the NIELIT application form. The header is the same as in Step 4. The main heading is 'Common Application Form for Industry Oriented Courses – 2020'. Below the heading are two buttons: 'Welcome ISHANT' and 'Logout'. The form is divided into several sections:

- Personal Details:** Student's Name (ISHANT), Date of Birth (15/04/1989), Gender (Male), Physically Handicapped (NO).
- Payment:** Father's Name, Mother's Name.
- Address for Communication:** District, State, Pincode.
- Nationality:** INDIAN.
- Religion:** Religion.
- Landline Phone (say 044-24421445)** and **Mobile Number**.
- Occupation of Parent/Guardian** and **Annual Income of your Family**.

Step 7: Fill the details of your Qualification

The screenshot shows the 'Qualification' step of the application form. At the top, there are logos for NIELIT (रा.इ.सू.प्रौ.सं) and the Ministry of Electronics & Information Technology, Government of India. Below the header, there are buttons for 'Welcome ISHANT' and 'Logout'. The form has tabs for 'Personal Details', 'Qualification', 'Payment', 'Upload', and 'Final Preview', with 'Qualification' being the active tab. The form fields include: 'Applying Qualification' (dropdown menu), 'Stream of the Qualification' (text input), 'Mode of the Qualification' (dropdown menu with 'Full - Time' selected), 'Completed the qualification' (dropdown menu with 'Yes' selected), 'Percentage of Marks (Eg 83.12)' (text input with 'Enter Cumulative Percentage till last semester' placeholder), and 'Year of Passing' (text input). At the bottom, there are 'Previous' and 'Save & Next' buttons.

Step 8: Payment: The course fee can be paid by one of the following modes:

A. Online Payment: The students may pay the full course fees through internet banking using following account details:

Account No: 31185720641
Account Holder Name: NIELIT Chennai
Branch: Kottur (Chennai),
IFS Code: SBIN0001669

B. Payment through DD: Student may pay full course fees by DD drawn from bank (preferably SBI) in favour of —**NIELIT Chennai** payable at Chennai. Further, application form along with demand draft mentioning the student's name and the course name should reach the Training Officer before last day of registration at the following address:

Training Officer,

National Institute of Electronics and Information Technology Chennai Centre, ISTE Complex, No. 25, Gandhi Mandapam Road, Chennai –600025

Once the payment is made, then under the payment section, candidate **need to update the transaction details (either UTR No or DD No as the case may be) in the portal**. Application form without the payment details will not be considered for the admission. Screenshot of the payment section is shown below:

Common Application Form for Industry Oriented Courses – 2020

Welcome ISHANT Logout

Personal Details Qualification **Payment** Upload Final Preview

Before submitting registration form, please deposit registration fee through net-banking in account detail is mentioned below and kindly note reference number.

Account No: 31185720641
Bank Name: Sate Bank of India
Branch: Kottur (Chennai, Tamil Nadu)
IFSC Code: SBIN0001669

Please fill correct Bank Name, otherwise registration form will be rejected

Category
GENERAL

Fee
ORS

Name of the Bank

UTR Number

Date of the Transaction
dd /mm /yyyy

Agree that the details are true

Previous Save & Next

UTR No. is your Transaction reference ID/Number

Step 9: Upload your photo and signature in this section

Common Application Form for Industry Oriented Courses – 2020

Welcome ISHANT Logout

Personal Details Qualification Payment **Upload** Final Preview

Upload Photo (in JPEG format)
 No file selected.

Upload Signature (in JPEG format)
 No file selected.

Upload Community Certificate (if applicable)
(in JPEG format)
 No file selected.

Previous Save & Next

Once the relevant documents are uploaded, candidates to again verify the entire form in Final preview to ensure that it is completed in all respect and submit it to complete the registration process.

For any query regarding the registration, please contact:

Training Officer,
trng.chennai@nielit.gov.in
+91-9445220125

&&&&&